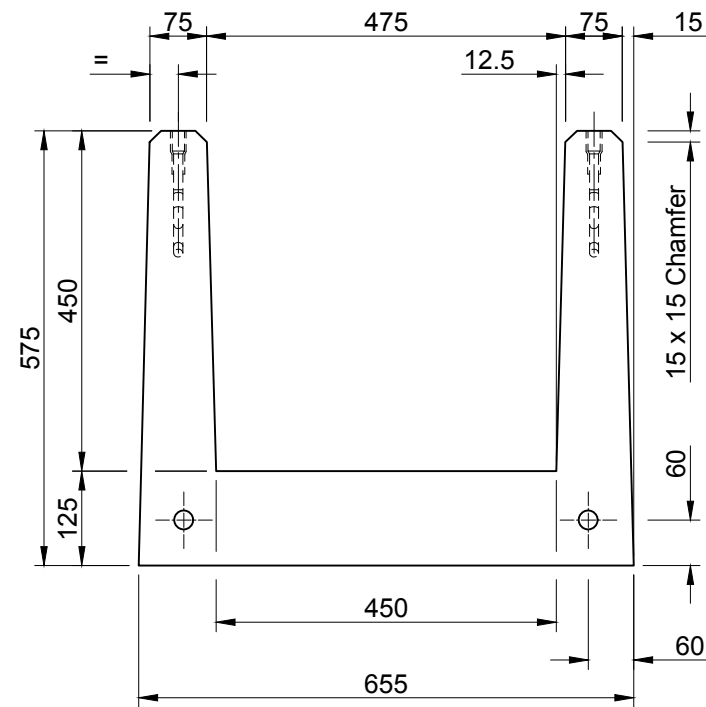
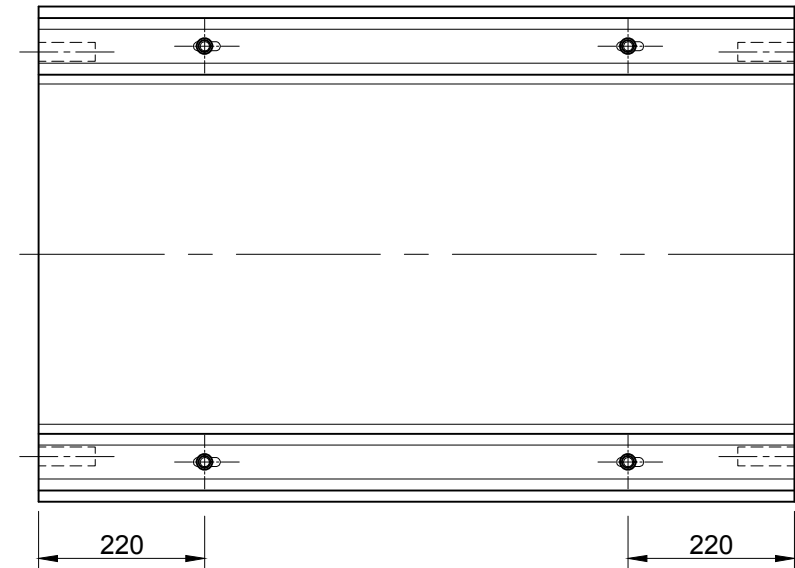
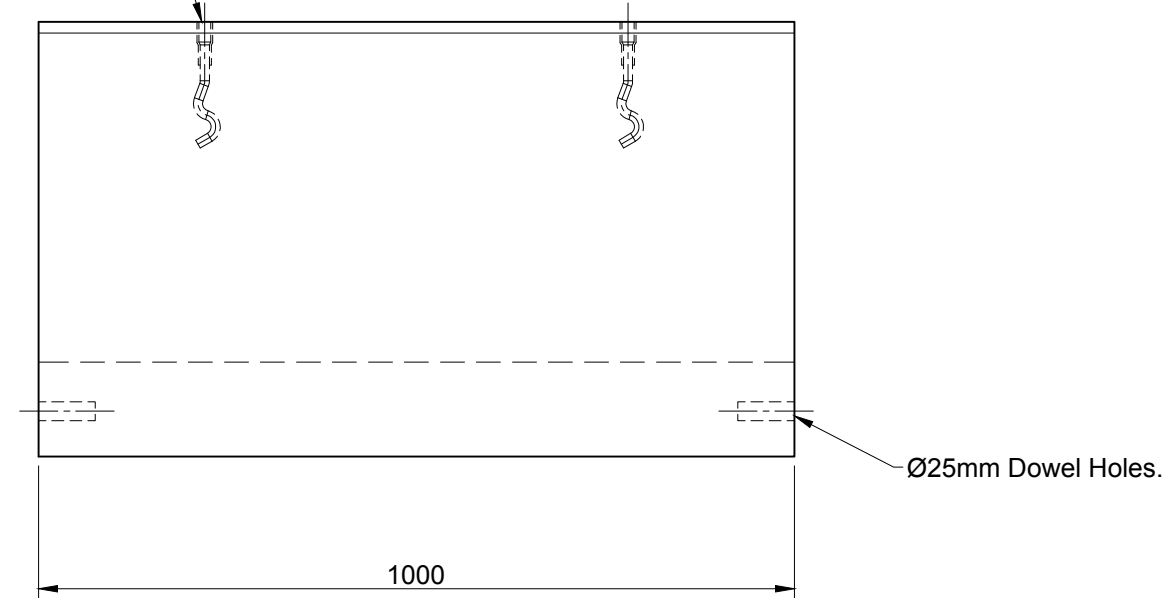


- 50N/mm<sup>2</sup> Concrete.
- Channels reinforced with 12mm bar at 200mm centres.
- Two dowel holes cast in each end - Ø25mm.
- Butt jointed.
- Surround in min. 200mm concrete if heavy / medium traffic loading, 100 - 150mm surround for light traffic although suggest engineer to local confirm ground conditions.
- No problem with modifying units on site; for example - drilling and fixing brackets, core drilling to take plastic pipes, cutting and re-casting for corners and flat ends.
- Sikaflex 11fc recommended for sealing the joints (if required)
- 3mm neoprene recommended as a gasket between lid and channels in heavily trafficked areas.



M16 Short Wavy Tailed Lifting Socket.



Weight : 385kg Approx.

										TITLE		Channel Section 450 x 450 (Internal) 1000 x 655 x 575 Elite Product Code : 1196		ELITE PRECAST CONCRETE LTD HALESFIELD 9, TELFORD SHROPSHIRE TF7 4QW											
REV	DATE	REASON FOR ISSUE	DRN	APP	REV	DATE	REASON FOR ISSUE	DRN	APP			DRN	CTC	CHKD	RMD	DATE	21-04-16	SIZE	A3	SCALE	1:10	DRG	EPC-DUCT-003	REV	O
					O	21.04.16	For Information.																		